



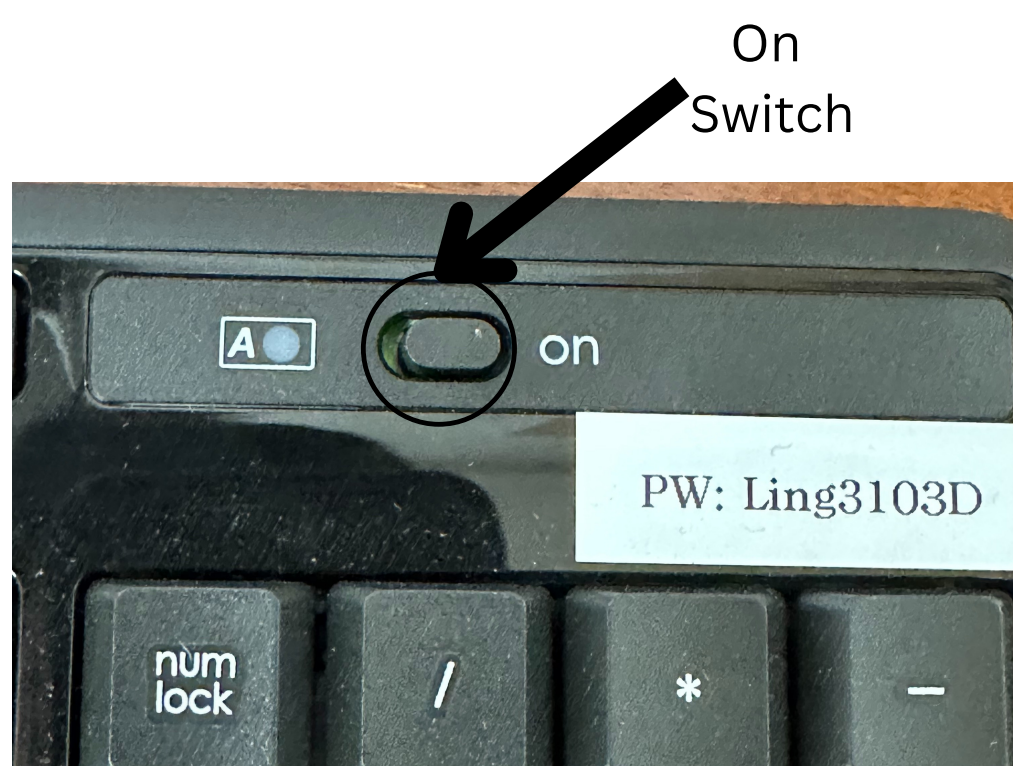
# Setting up the Syntax-Semantics Seminar Room

*Note that this room does **NOT** allow the usage of personal computers. To use TV and Zoom, you will need to use the provided computer.*

1. Turn on the TV by pressing the red power button



2. Check if both **KEYBOARD** and **MOUSE** are on by seeing if both switches are marked **ON**



3. Check if provided computer is **ON**. Look at power light and move the mouse around to wake computer up to check.
  - You may insert a USB drive into an available port to access personal files



4. **FOR ZOOM**, go to the microphone in the bottom left of Zoom screen

- Select ANKER DEVICE for microphone and TV for speaker

5. Once you are done, to reset the room:

- Log out of computer
- Turn TV **OFF**
- Turn Mouse and Keyboard **OFF**



## **\*ATTENTION\***

Please do not attempt to plug/unplug any cables. If you require assistance, please contact Front Office Staff at the Main Office (3125 Campbell) or call **(310) 825-0634**